

MODI PRO

GOBO & FRAMING SERIES

A series of adjustable luminaires with gobo stencil options, adjustable beam and framing patterns mechanism that projects light in desirable patterns, and different shapes and sizes.



Framing Blades



To control light beam shapes.



Iris Diaphragm



To control light beam size.



Logo / Filter



Module Colour Temperature Variation



Beam Angle

zoomable 18° - 30°



Driver Dimming Variation



MODI PRO SINGLE POINT

17W GOBO SINGLE POINT MOUNTED LUMINAIRE



#GOBO
#SINGLE POINT MOUNT

AVAILABLE OPTIONS


FIXTURE
COLOUR OPTIONS

Trim Colour Options

Reflector Colour Options

MATT WHITE RAL9003

MATT BLACK RAL9011



ACCESSORIES


GOBO STENCIL (DIMENSIONS: Ø38MM X <4.5MM)

Customised Logo



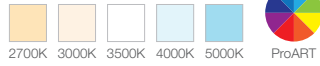
Single Colour Dual Colour Full Colour

Colour Filters

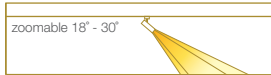


LED MODULE

SINGLE CCT

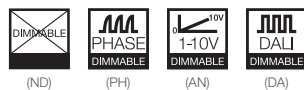


2700K 3000K 3500K 4000K 5000K ProART



zoomable 18° - 30°

DRIVER
DIMMING



(ND) (PH) (AN) (DA)

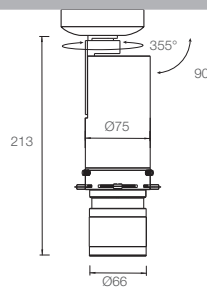
*All driver options are external.

MODI PRO SINGLE POINT

SPECIFICATIONS

Family Type	Modi Pro Series
Mains Voltage	220-240V, 50Hz
Typical Operating Voltage	36V
Typical Operating Current	500mA
Lifetime	50,000 hours (80% lumen maintenance at Ta = 25°C), B10
Beam Angles	Zoomable 18°- 30°
Colour Temperatures	2700K, 3000K, 4000K, 5000K
CRI	ProART (CRI-95)
SDCM	3 steps MacAdam ellipse binning
Driver (Dimming)	Non-dim, phase (leading & trailing edge), 0-10V, DALI
Mains Connection	Track adapter
Materials	Aluminium, plastic
Fire Safety	Glow wire test 850°C, UL94V-0, VW-1
Flammability Mark	F
Ingress Protection	IP40
Safety Class	Class 2
Standards	IEC 60598-1, IEC 61347-2-13
Regulatory Markings	CE, CCC, RCM, ETL, RoHS
Weight	1.1kg

DIMENSIONS (MM)



MODI PRO SINGLE POINT

PHOTOMETRICS

MODI PRO SINGLE POINT

Height (m)		Emax (lx)		MODI PRO			Luminous Flux (lm)
		18°	30°	LED Power	System Power	CRI	3000K
1	E(0°)	7153	4192	17W	20W	ProART CRI-95	18° - 30°
	Cone Ø (m)	0.33	0.50				563 - 640
2	E(0°)	1788	1048	17W	20W	ProART CRI-95	18° - 30°
	Cone Ø (m)	0.66	1.00				563 - 640
3	E(0°)	795	466	17W	20W	ProART CRI-95	18° - 30°
	Cone Ø (m)	0.98	1.51				563 - 640
4	E(0°)	447	262	17W	20W	ProART CRI-95	18° - 30°
	Cone Ø (m)	1.31	2.01				563 - 640
5	E(0°)	286	168	17W	20W	ProART CRI-95	18° - 30°
	Cone Ø (m)	1.64	2.51				563 - 640

Data are based on 3000K (ProART CRI-95). Nominal data of 2700K and 3500K are shared with 3000K. Higher CCT of 4000K and 5000K will have a nominal data value of 5% higher than published. (f = 1.05)
Nominal CRI-95, equals to Ra>90-97, R9>50

ORDERING MATRIX CHART

Fixture		LED Module						Driver			
Type	Colour	LED Power		Beam Angle		Colour Temp		CRI		Dimming	
MODIPRO-SPM	WH Matt White	17	17W	18Z30	18°-30°	27	2700K	PA	ProART	ND	Non-Dim
	MB Matt Black					30	3000K			PH	Phase
						40	4000K			AN	1-10V
						50	5000K			DA	DALI

example: MODIPRO-SPM.WH.17.18Z30.30.PA.ND

Accessories	
Type	Gobo Stencil
MODIPRO	
CL-SC	Customised Logo - Single Colour
CL-DC	Customised Logo - Dual Colour
CL-FC	Customised Logo - Full Colour
CF-LB	Colour Filter - Light Blue
CF-DB	Colour Filter - Dark Blue
CF-G	Colour Filter - Green
CF-Y	Colour Filter - Yellow
CF-O	Colour Filter - Orange
CF-OR	Colour Filter - Orange Red
CF-R	Colour Filter - Red
CF-PK	Colour Filter - Pink
CF-RH	Colour Filter - Rose Hermosa
CF-PP	Colour Filter - Purple
CF-RR	Colour Filter - Raw Red